



Knowledge base
e **IVF**

Copyright © 2002 –2015 Practicehwy.com, Inc.

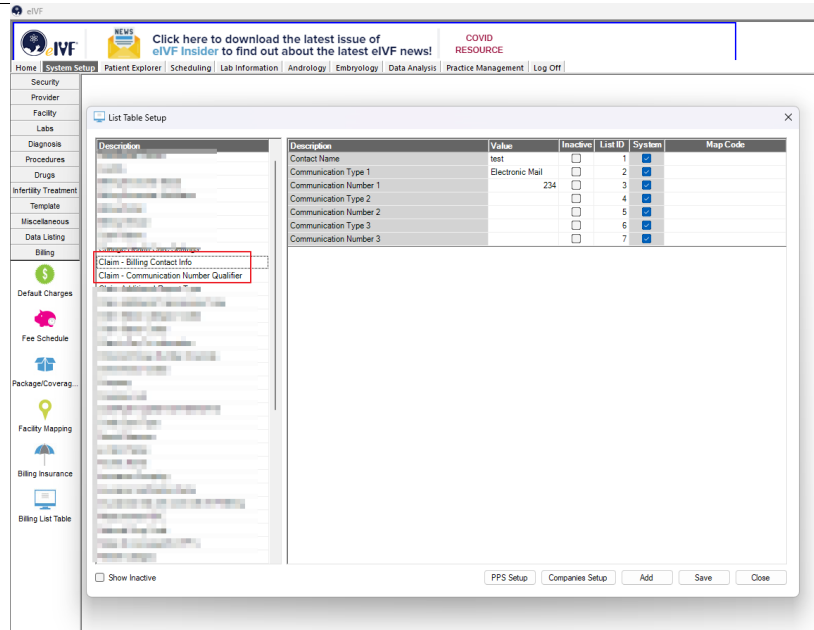
eIVF Release Notes



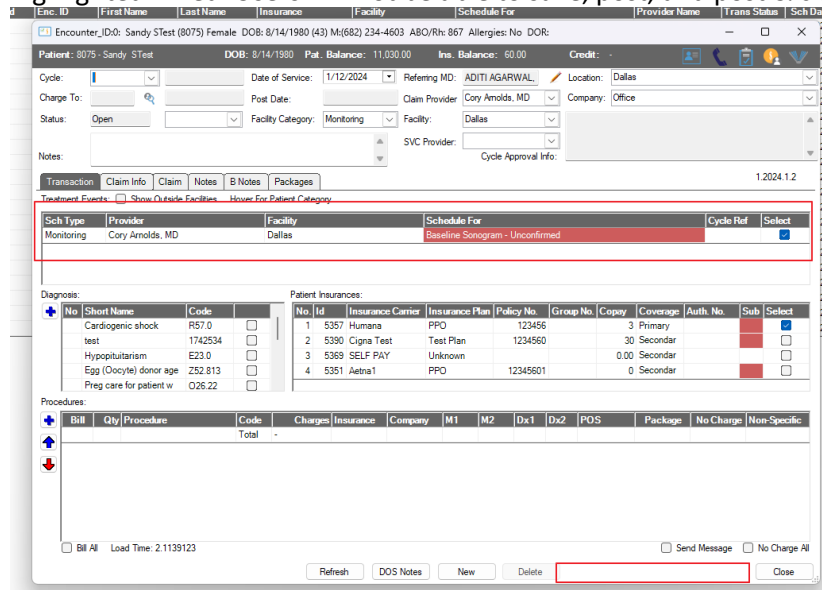
eIVF 5.0 Build 336

Release Date: January 8, 2024

Enhancements	
EngagedMD	<ul style="list-style-type: none"> General changes to support upcoming integration with EngagedMD
Custom Labels	<ul style="list-style-type: none"> The following labels have been created. Please submit a request to support@eivf.net to enable on your system. <p>Patient/Partner with Labtype Arial Font and Standard Schedule ID Arial Font – Lab Schedule Labels. These labels are the same as standard labels but use Arial Font, Size 10 Label IDs-25 & 26</p> <p>Single Patient Label - Includes Patient Name, DOB, PID, SSN/PHN/HealthCard, Address, Phone number and Partner Name Label ID-47</p> <div data-bbox="477 814 927 993" style="border: 1px solid black; padding: 5px; margin: 10px 0;"> <p>TEST, Andrology Male DOB: 31 Dec 1970 PID: 1001 HC: 2342 354 324 2ER 2 Way x Carrollton, TX 75007 PPN: (725) 555-5555 Partner: TEST, IUI Female</p> </div> <p>Andrology Lab Scheule Label – Includes Patient Name, PID, DOB, Partner Name / PID / DOB, Lab Schedule ID. Label ID-24</p> <div data-bbox="477 1142 875 1329" style="border: 1px solid black; padding: 5px; margin: 10px 0;"> <p>Test, Marcus , ID: 6443 Patient DOB: 01/27/1988 Luna, Manuel, ID: 6595 Partner DOB: 06/21/1988 Lab Schedule ID: 45079</p> </div>
Billing (1.2024.01.02)	<ul style="list-style-type: none"> Billing Contact Information for PERCLAIM Loop 2010AA has been added to the x12 file for electronic claims.



- Encounters cannot be created if the schedule status is unconfirmed. On the encounter screen, under treatment events, the appointment description will be highlighted in red. Users will not be able to save, post, and post & claim.



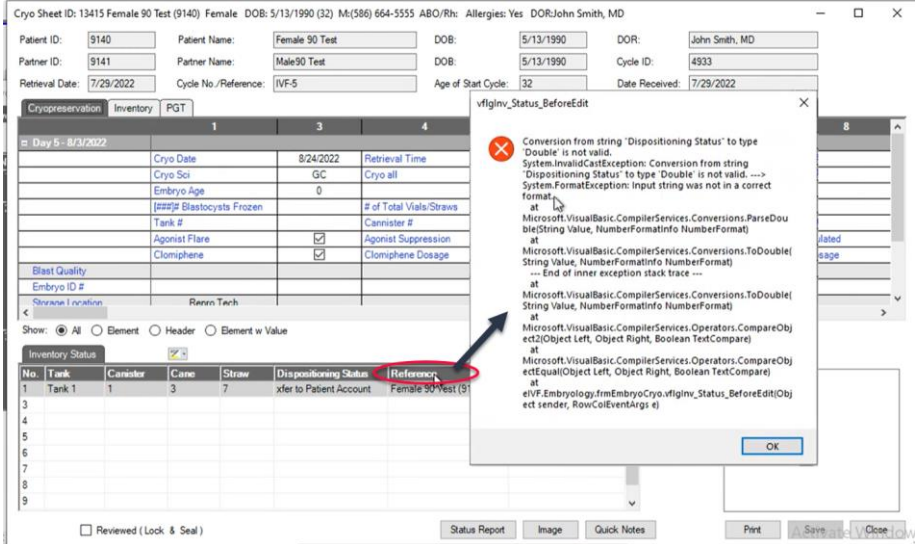
Bugfixes – General bug fixes including the following:

Reports

- Resolved issue where lab order date did not populate when printing the lab order if accessed using the following workflow - Patient Explorer > Lab Results > Double Click on a Lab > Double Click on Schedule ID > Click on Print.

Lab Requisition For

Patient ID:		Date of Birth:	09/25/1983
Patient Name:		Ordered by:	
Gender:		Order date:	09/15/2023
Lab Schedule ID:		Collection date:	09/15/2023 13:40:34
		Received in Lab:	

<p>eRX (1.2023.10.02)</p>	<ul style="list-style-type: none"> Resolved issue where error would appear if a user selects a mandate pharmacy and clicks the 'Select' button. Note the proper workflow is to double click the mandate pharmacy.
<p>Embryology (1.2023.10.01)</p>	<ul style="list-style-type: none"> Fixed issue where in some cases the user is unable to send a PGT order from the Thaw sheet. Resolved error that displayed if the user clicked on the header of the reference column on the cryo sheet 
<p>Billing (1.2024.01.02)</p>	<ul style="list-style-type: none"> Resolved an issue where the DX pointer and order placement were not displaying properly on the x12 file for electronic claims. We have resolved a problem related to the advanced application access features of the Billing system related to post and save. Fixed a display issue related to how multiple transfer payment transactions appeared in the patient ledger payment tab. The transfer transactions themselves were working properly.